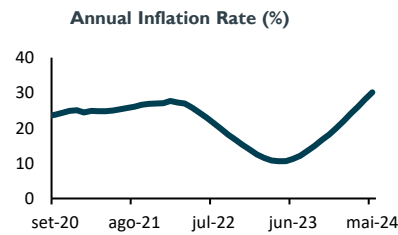


Macroeconomic Context

Angolan oil production for the month of June saw a slight decrease of approximately 0.25% compared to the previous month, this reduction is due to maintenance and technical stops. Uncertainties, continuous adjustments in the world economy and geopolitical tension, influenced the drop in the price of a barrel, standing at 78 USD.

Inflation

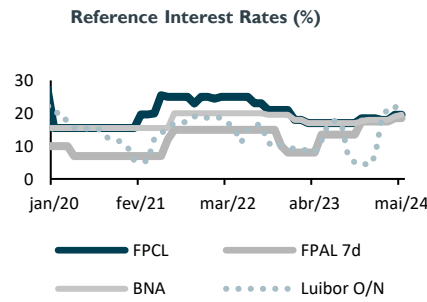
The inflation rate in Angola in June maintained its upward trend, reaching 31%. This increase continues to reflect pressure on the prices of essential goods and services, mainly in the areas of transport, healthcare, clothing and footwear.



Source: National Institute of Statistics

Politics and Money Market

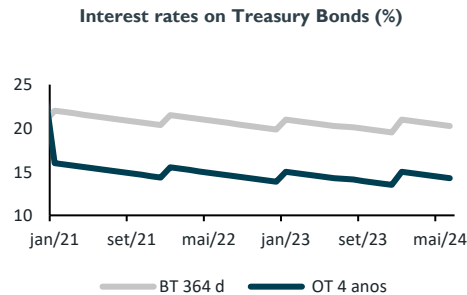
In June 2024, the BNA continued its tightening monetary policy, raising the reference interest rate by 50 basis points to 19.50%. Similarly, it increased the Liquidity Lending Facility rate to 20.5% and the reserve requirement ratio to 21%. However, it maintained the Permanent Liquidity Absorption Facility rate at 18.5%



Source: National Bank of Angola

Capital Market

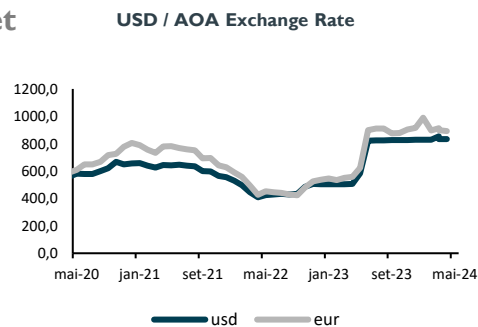
In June 2024, the BODIVA market continued to show positive performance. There was an increase in market capitalization and trading volume, reflecting ongoing investor confidence. The market capitalization reached 8,525,595 thousand kwanzas, with a total equity of 6,993,344 thousand kwanzas.



Source: BODIVA

Foreign Exchange Market

The Angolan foreign exchange market recorded a mixed performance in June 2024, marked by a slight depreciation of the kwanza against the euro, setting the rate at 913.725, on the other hand, the exchange rate remained unchanged in relation to the kwanza against the dollar. -American.



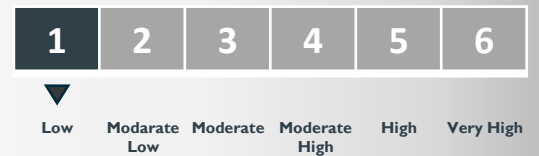
Source: National Bank of Angola

Investment objective

The Fund will seek to provide its participants with an investment with low volatility and a level of stable potential return above the alternatives offered by traditional banking applications, through investment mainly made in money market securities and time deposits with a residual maturity of less than 12 months

Risk

Synthetic Risk and Remuneration Indicator



Investor Profile

Being of low risk, the Fund is suitable for clients with a conservative risk profile who are looking for a return superior to that of the traditional term deposit, and with greater flexibility in the mobilization of resources, since it is an open fund with the structure of assets of a highly liquid Fund.

Fund Features

Fund Class: Short Term

Fund Type: Open-Ended

Start of Activity: Jun-16

Assets under Management (31/05/2024): AOA 17 029 355 Million

Currency: Kwanza (AOA)

Redemption Notice: Available on the 5th business day after ordering

Minimum Initial Subscription: AOA Two Participation Units at the value of the day

Management Commission: 1.25%

Depository Fee: 0.20%

Subscription Fee: 0.50%

Redemption Fee: up to 1% (varies according to the period of investment in the Fund)

Income Policy: Capitalization

Taxation: The subscriber is exempt from any taxation on capital gains obtained in his investment (tax regime of UCIs).

Marketing Entity: Banco Millennium Atlântico, S.A.

Management Entity: SG Hemera Capital Partners – SGOIC, S.A.

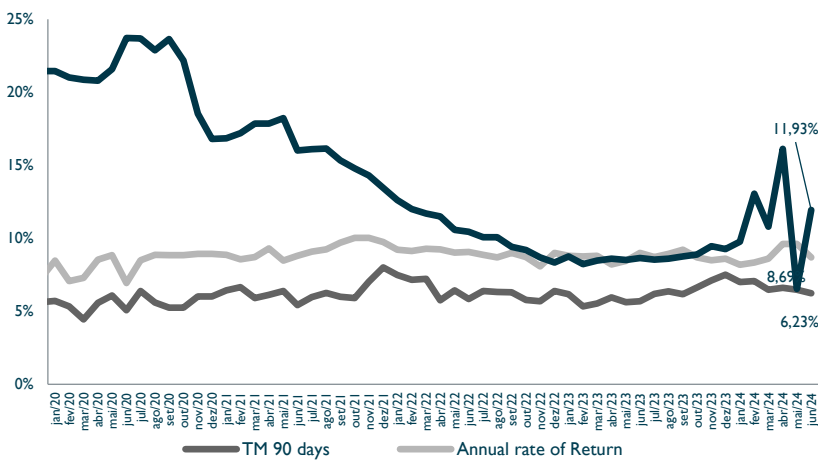
Fund Auditor: KPMG Angola – Audit, Tax, Advisory, S.A.

Monthly Fund Performance

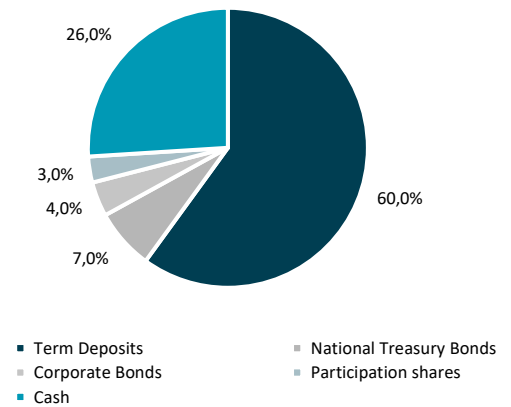
During the month of June, Liquidez Prime Fund maintained its diversification strategy across different types of financial savings instruments, thus bringing an annualized profitability rate for the month of 0.93% and 11.93%. The Fund's behavior was driven by portfolio movements and direct impacts on the appreciation of the Fund's portfolio assets.

	June (effective)	June (annualized)	June (Year To Date)
Performance	0,93%	11,93%	11,28%

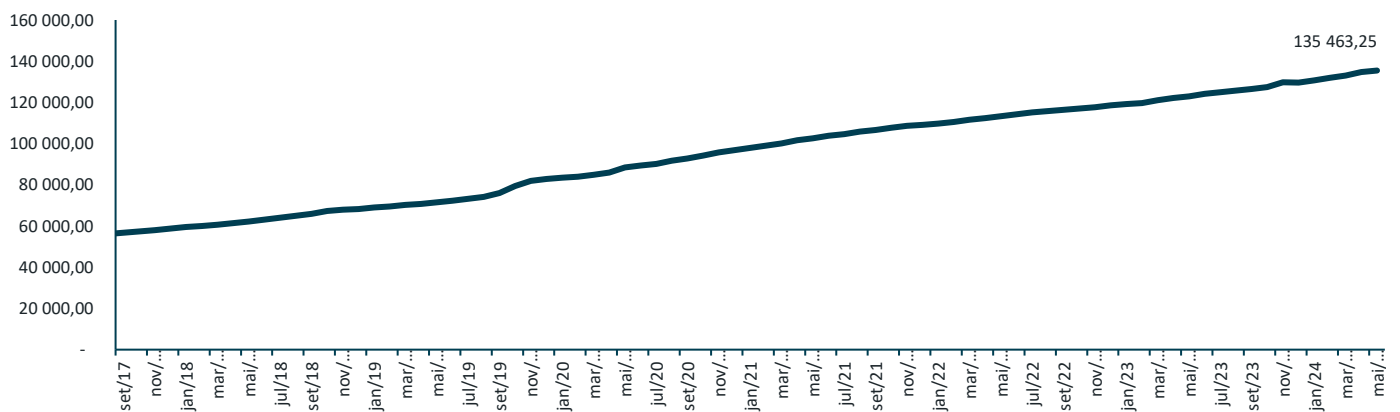
Returns and Benchmark



Portfolio Composition



Evolution of the Value of Participating Units (AOA)



The reported returns represent past data and do not constitute a guarantee of future returns. The disclosed returns would only be obtained if the investment were made and maintained throughout the reference period. For the purpose of calculating returns, subscription, redemption and transfer fees are not taken into account, when applicable, being net of all other fees and charges. The Synthetic Risk and Reward Indicator measures the risk of price variation of the Fund's units, based on the volatility verified in the last 5 years and classifies the Fund's risk level between 1 (minimum risk) and 6 (maximum risk). Lower risk potentially implies lower reward and higher risk potentially implies higher reward. Investment in funds may imply the loss of invested capital if the fund does not have guaranteed capital. Benchmark – the criteria used are the average rate for Time Deposits of up to 90 days and between 90 and 181 days (Effective rate, net of taxes – IAC), available for consultation at the National Bank of Angola. The TxR YTD (Year to Date) is the rate of return (annualized) calculated from the first day of the annual calendar to the moment to which it refers; the TxR 12M is the rate of return for the last 12 months of the Fund (tax free, as defined in the Fiscal Regime of UCIs). This information does not exempt you from reading the simplified and complete Prospectus, available at www.hemeracapitalpartners.com, and on the respective distributor websites (Banco Millennium Atlântico), before making an investment decision. For any additional information, contact us at the telephone number (+244) 222 711 643, from Monday to Friday from 9:00 am to 6:00 pm. Fund managed by SG Hemera Capital Partners – SGOIC, S.A., registered with the CMC as a Management Company of Collective Investment Organisms authorized under No. 002/SGOIC/CMC/07-2019.

Acronym	Descriptive
FFCL	Permanent Liquidity Facility
BNA	National Bank of Angola
FFAL	Permanent Ease of Liquidity Absorption
LUIBOR	Luanda Interbank Offered Rate
BT	National treasury bonds
OT-NR	National treasury bonds
Bp	Barrels of Oil
TxR 12M	Twelve Month Yield Rate
Bbl	Standard US system volume unit applied to petroleum
IPCN	National Consumer Price Index
TM	Term deposit
ICE	Intercontinental Exchange